



Crater Lake | Oregon

Formulas

enlightenment blinding, full spectrum™,
and full spectrum vibrants™

1: 25g 2n Deep,
15g oN Creme,
10g Pastel B,
50g 20 vol

Dimension:

2: 20g Clear,
.5g Cobalt,
1g Charcoal

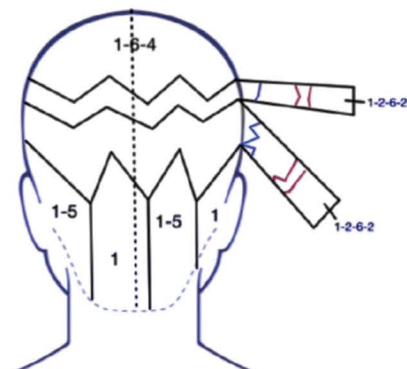
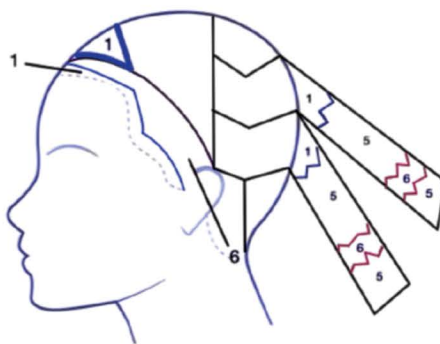
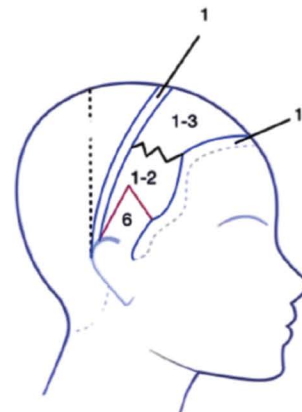
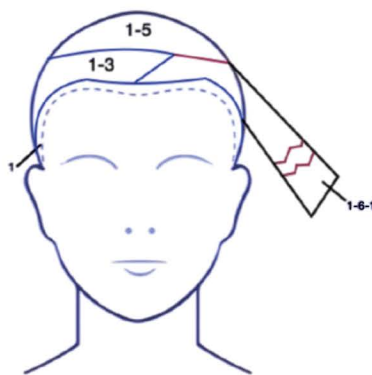
3: 10g oN,
1g Grey,
11g 20 vol

4: 10g Dark Ash,
10g Light Intense Ash,
20g 10 vol

Shine Line

5: 60g Cobalt,
10g Lagoon,
10g Charcoal

6: 10g Clear,
2g Azalea,
.5g Charcoal





Crater Lake | Oregon

Formulas

enlightenment blinding, full spectrum™,
and full spectrum vibrants™

1: 25g 2n Deep,
15g oN Creme,
10g Pastel B.
50g 20 vol

Dimension:
2: 30g Cobalt,
5g Lagoon,
5g Charcoal

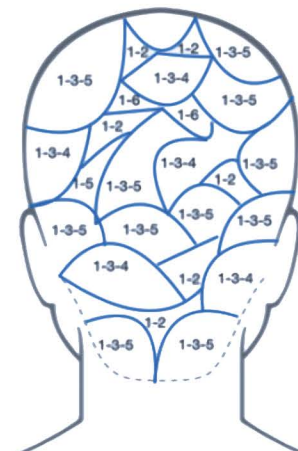
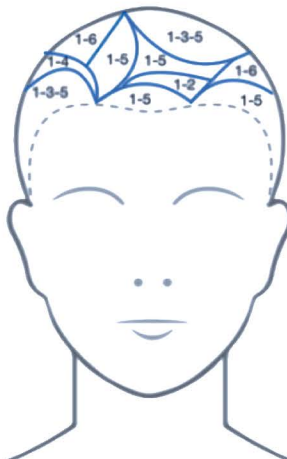
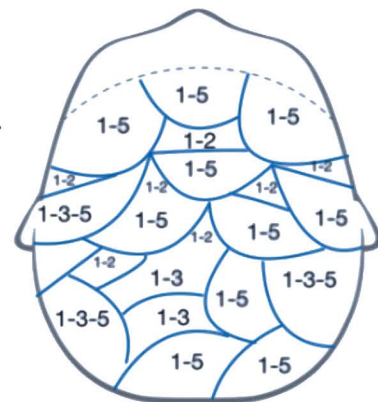
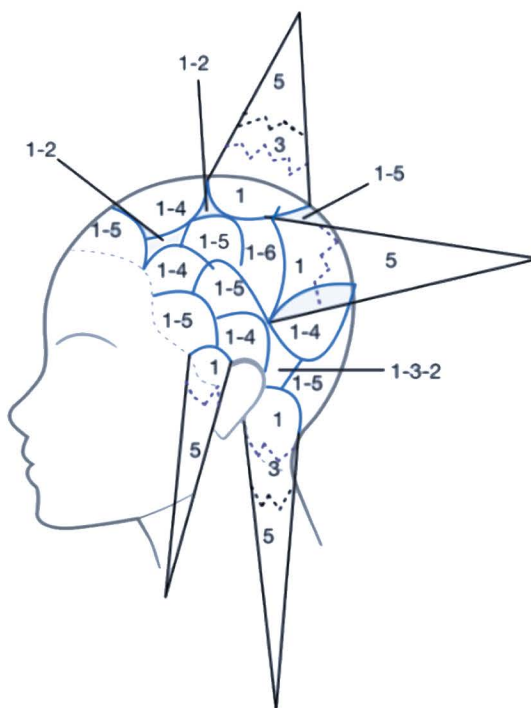
3: 10g Dark Ash,
10g Light Intense Ash,
20g 10 vol

4: 10g oN,
1g Dark BV,
11g 20 vol

5: 20g oN,
2g Gray,
22g 20 vol

6: 20g oN,
4g Deep Light RV,
24g 20 vol

7: 9g Clear,
6g Daffodil,
1g Poppy,
.5g Cobalt,
40g Clear





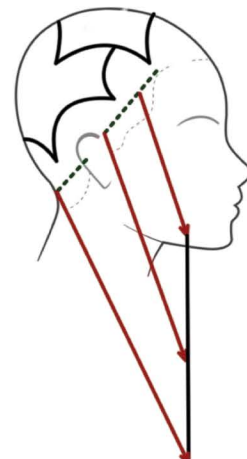
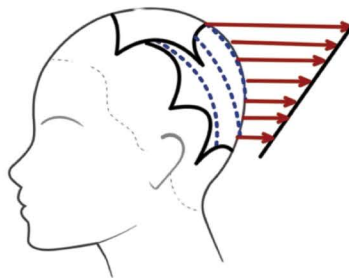
Crater Lake | Oregon

Textured Cut

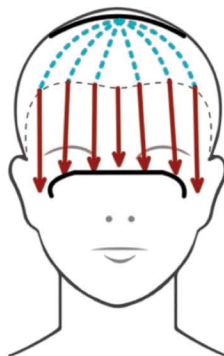
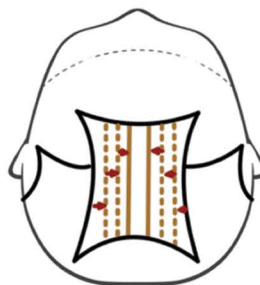
Shears
Razor

This section is to be cut with shears and the head should be strongly forward. This subsection has a traveling guide and is elevated at 90 degrees.

The sections along the hairline with exception of the fringe are to be free handed to complement guests features and preferences.



This section is to be cut with a razor and moderately open stroke. There is a stationary center guide.



This section is to be cut with shears at 0 degrees elevation with a traveling guide from the center section out toward the recessions.



To integrate the disconnection hold the hair above the parietal ridge up at 90 degrees and slide cut c shapes into the subsection.